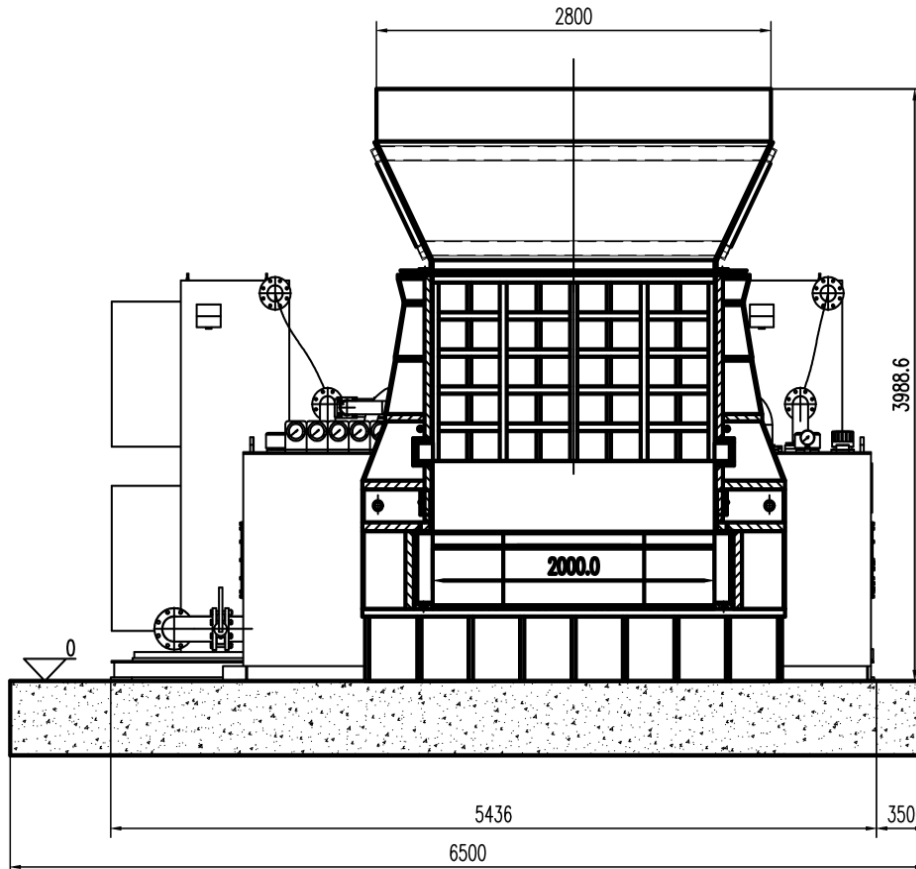


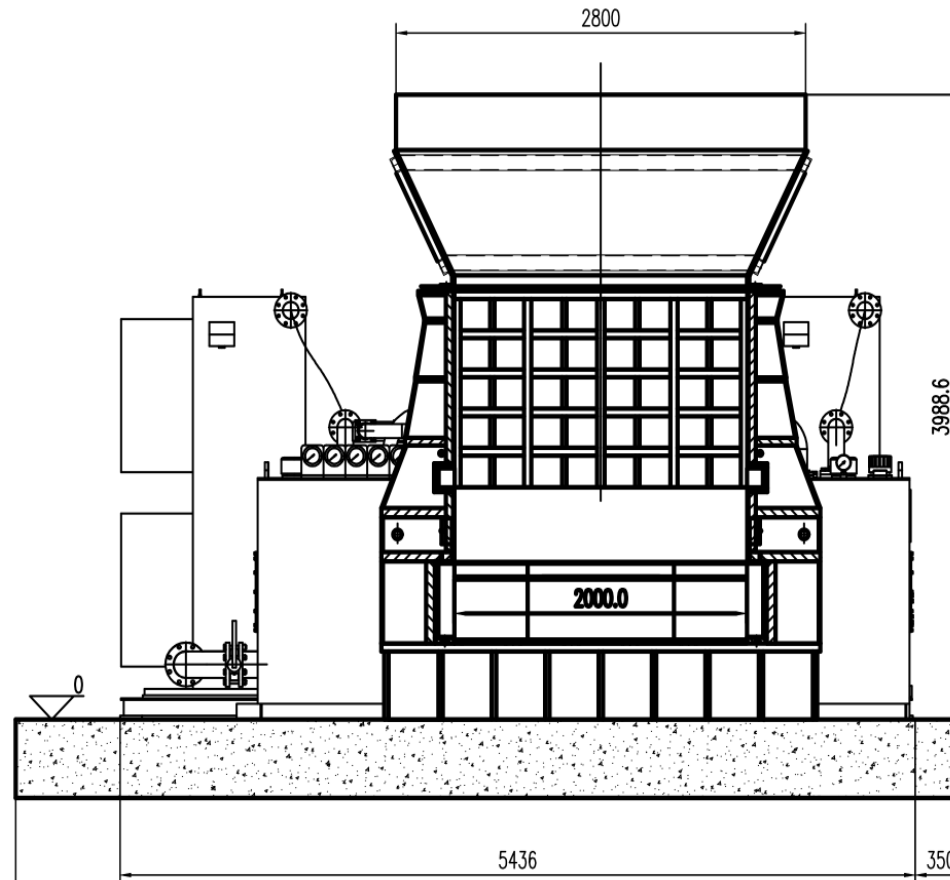
## Scrap Shear MS-12500



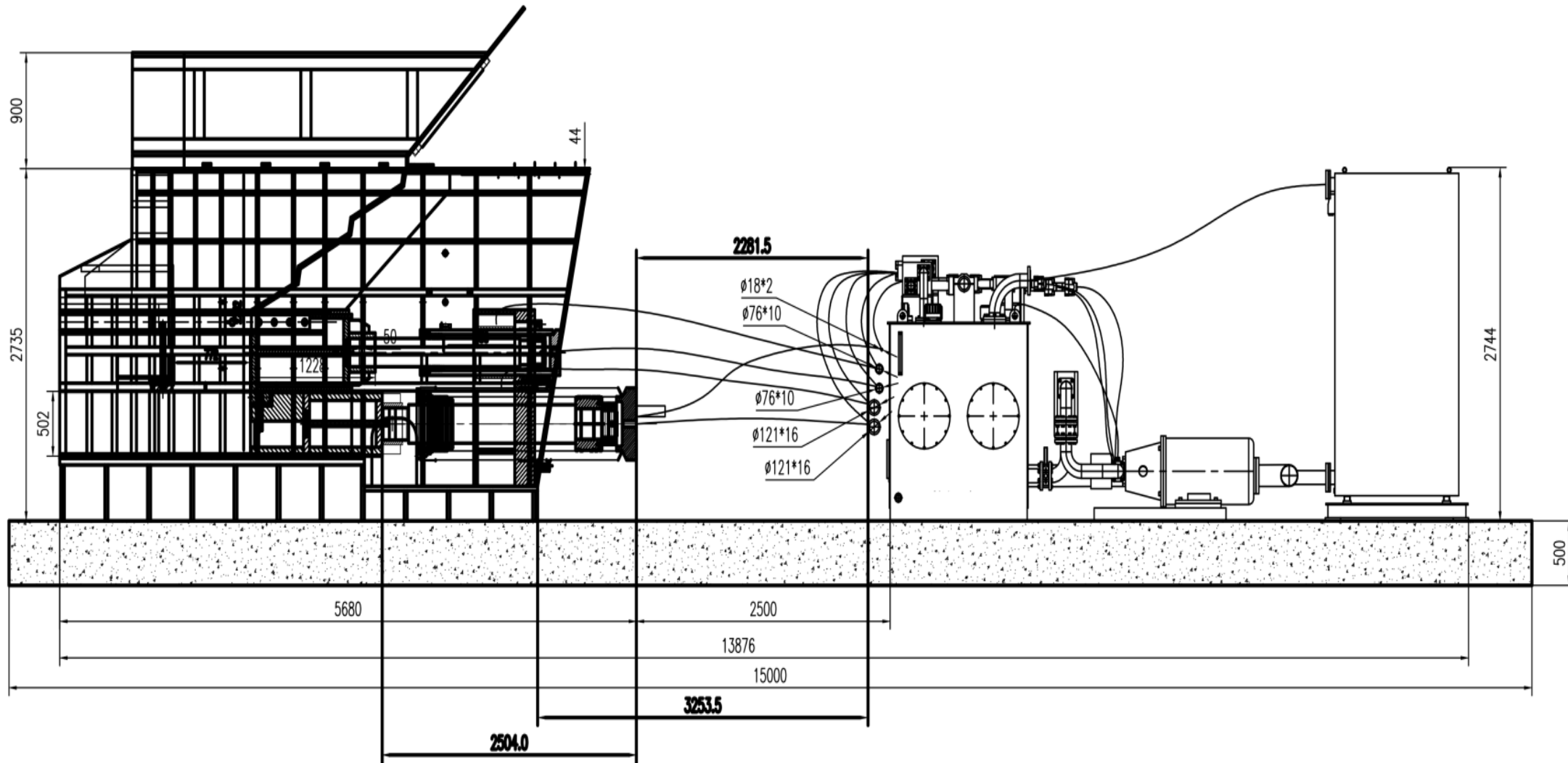
MS-12500e	
Drive	electric
Cutting Force	12462 kN
Blade length	2000 mm
Ejection Height	500 mm
Performance	25 – 30 t/h
Power	275 kW
Weight	90t

**For this model, a diesel generator can be selected as an additional option - this ensures flexible and cost-optimized operation**

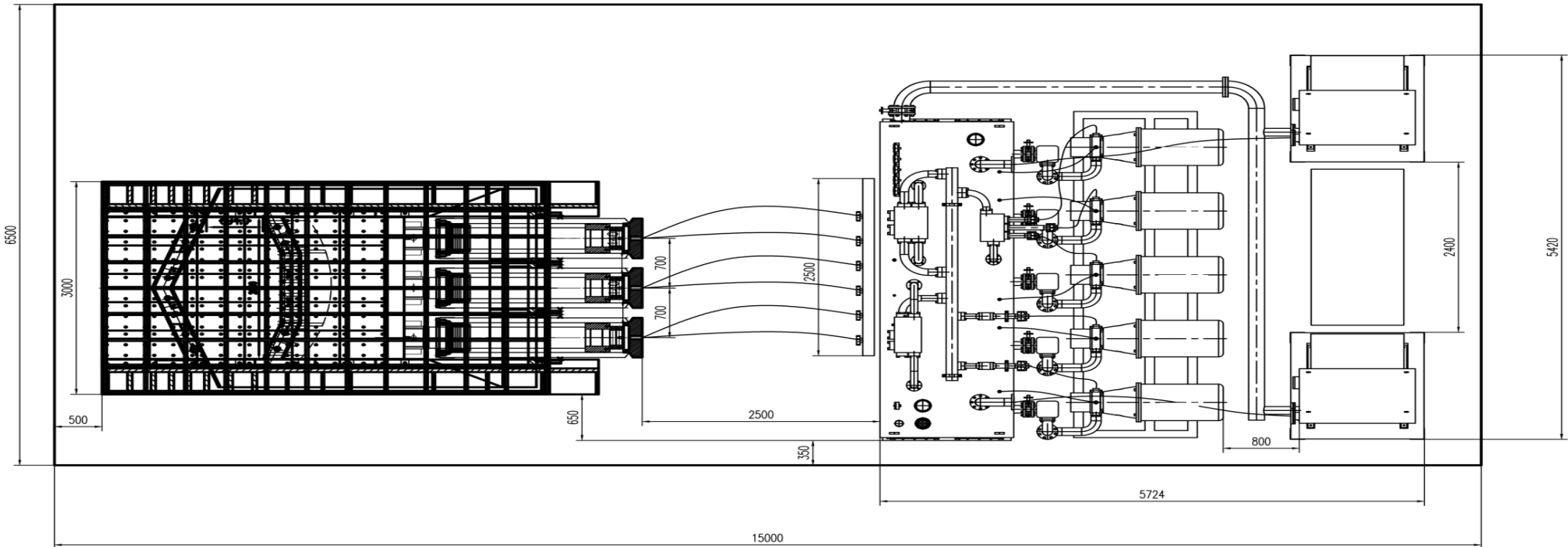
Scrap Shear MS-12500e – stationary version, electric, front view



Scrap Shear MS-12500e – stationary version, electric, side view



Scrap Shear MS-12500e – stationary version, electric, top view



## Advantages of the scrap shear

- The scrap shear enables economical scrap cutting due to the energy-saving automatic operation, saves costs and does not require a foundation.


## Technical information

- The scrap shear can cut almost all types of scrap material. However, the machine is not recommended for cutting high carbon steel, such as axles, wire ropes, pig iron, spring steel plates, rails, alloy steel, hubs, etc - these hard materials will destroy the cutting blades.
- Production manufactured according to international standards. The specialized factories for the production of the scrap shears and their individual elements are certified according to ISO9001 and the CE certificate is available.
- Shear block, pressing device and the whole internal area of the scrap shear are made in HARDOX 450 wear resistance plates.
- Separate electrical cabinet for the different currents, components from Schneider Electronic and Siemens PLC.
- All contact surfaces are equipped with automatic lubrication to reduce equipment wear and increase equipment lifetime
- All high-pressure parts (piping, tank) are welded with forming, tested and acid treated to ensure the purity of the piping system





## Function overview



Scrap is fed into the loading area with the help of an excavator. Due to the horizontal filling area and the scrap's own weight, it falls down into the loading chamber and into the cutting area. The scrap is compacted at the front wall and cut by the horizontally moving tool carrier via the knives at the front wall. While the tool carrier carriage moves horizontally, the processed material is pressed out via the knives on the front wall of the container. When moving back to the rear position, the loaded scrap moves by its own weight into the interior of the shear.

## Technical details

No.	MS1250 Container Shear Technical parameter					Remarks
1	Cutting CYL	Model	YG420/300-1210			3sets
		Nominal force	4154*3	Stroke	1210mm	
2	Press CYL	Model	YG280/220-750			2set
		Nominal force	1864KN*2	Stroke	750mm	
3	Chamber size(L×W×H)(MM)			2678*2000*2232		
4	Feeding size (L×W×H)(MM)			3830*2800*900		
5	Working system pressure			21.5MPA		
6	Blade length			2000MM		
7	Cutting size			500mm		
8	Cutting frequency			3 times/min (unloading)		
9	Motor	Model	Y3250M-4	Power	55KW	
		Speed	1780R/MIN	Quantity	5sets	
10	Pump	Model	A4V180	Pressure	31.5Mpa	
		Outflow	320ml/r	Quantity	4sets	
11	Cooler	Air conditioning chiller				
12	Control	PLC Automatic+ touch screen +panel + remoter				